

Olympus IX 81 Confocal Laser Scanning Microscope



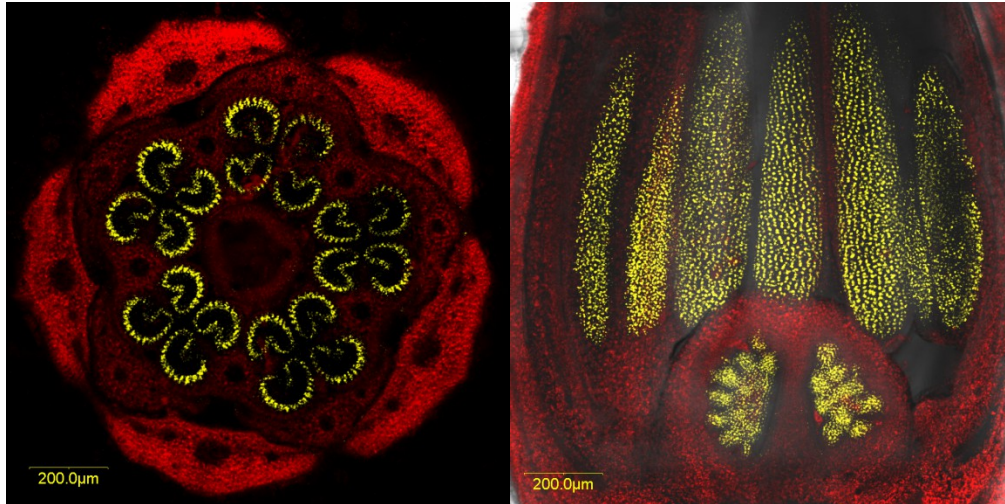
This inverted LSCM is housed in microscopy unit room (112) in Plant Science (Fruit Tree building) institute.

It has three PMT and one transmitted light detectors.

It is equipped with the following:

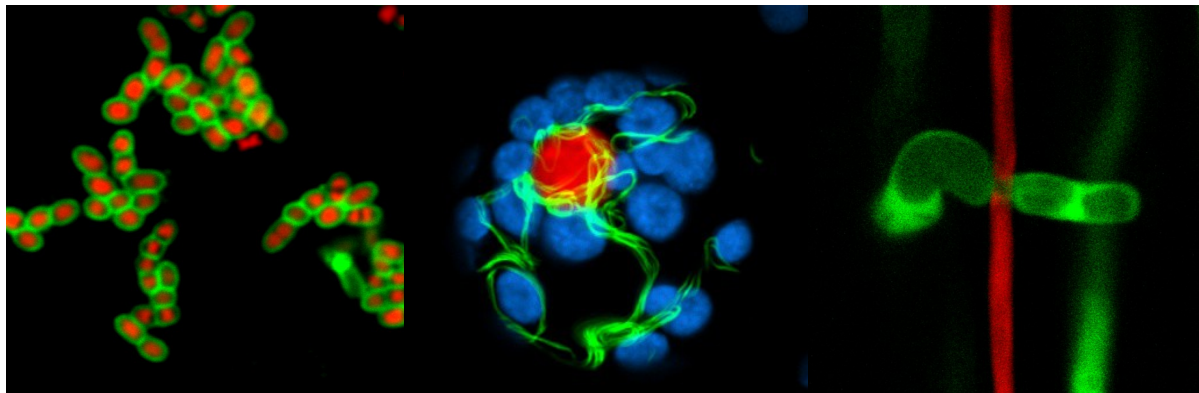
Lenses:

- UPlanApo 10x/0.4 Dry
- UPlanApo 20x/0.7 Dry
- UPlanSApo 40x/0.9 Dry
- PlanApo 40x/0.9 water (WLSM)
- PlanApo 60x/1.0 water (WLSM)
- UPlanSApo 60x1.35 oil



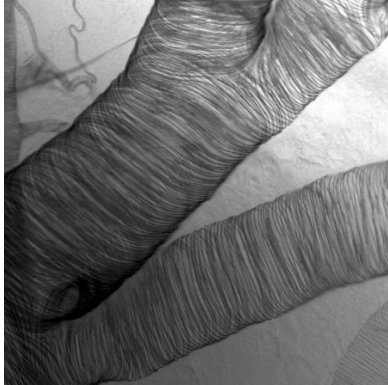
Excitation Laser Lines:

- 405nm UV Diode
- Argon multiline:
 - 458 nm
 - 488 nm
 - 515 nm
- 543 HeNe Green
- 633 HeNe Red



Transmitted Light:

- Bright Field
- Differential Interference Contrast



Fluorescence

Filtercubes for observation:

- UV
- GFP
- RFP
- CFP-YFP

Additional Features:

- Time lapse
- Z-Stacking
- High Resolution Digital Image Capturing
- FRAP (Fluorescence Recovery After Photobleaching)
- FRET (Fluorescence Resonance Energy Transfer)